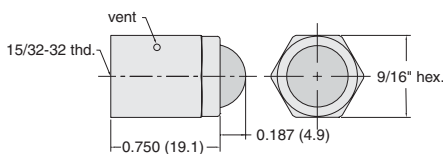


Ball Cam Actuator



Ball Cam Actuator permits the valves and electrical switch to be operated by mechanical movement depressing the ball from any direction



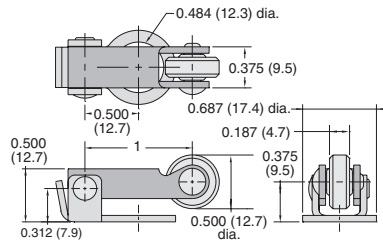
Construction: Body - brass
Ball - stainless steel retained in housing

Operation: Will actuate valve while depressed from any (360°) direction

Mounting: #15/32-32 female to mount to Clippard miniature valves and electric switch

Part No.	Description
<u>MBA-1</u>	Ball Cam Actuator

Roller Cam Actuator



Construction: Stainless steel with nylon roller

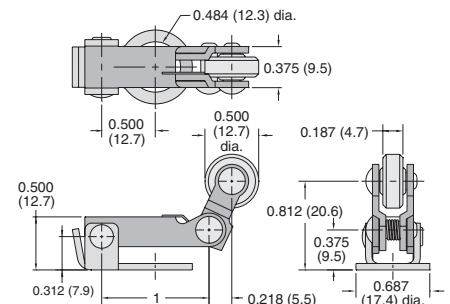
Temperature Range: 32 to 230°F

Mounting: 31/64" dia. mounting hole fits #15/32-32 threaded mounting section of valve bodies

Operation: Mounts to valve body, actuates valve when mechanically depressed; valve spring provides return

Part No.	Description
<u>11925</u>	Roller Cam Follower Actuator

Double-Pivoted Actuator



Construction: Stainless steel with nylon roller

Mounting: 31/64" dia. mounting hole fits #15/32-32 threaded mounting section of valve bodies

Operation: Mounts to valve body, actuates valve when depressed by activating cam or linear travel device in one direction only; no actuation on return travel

Part No.	Description
<u>12296</u>	Roller, Double-Pivoted One-Way Cam Follower Actuator

Note for MBA-1, 11925 & 12296:

When mounting on a valve, a space should be provided between the body and the actuator according to the chart to the right:

Valve Mtg. Thd.	MBA-1	11925	12296
0.250 thd. length	0.125"	0.062"	0.062"
0.373 thd. length	0.218"	0.188"	0.188"

A mounting nut (supplied with valve), mounting bracket or washers should be used to obtain the required spacing.

CUSTOMer solutions



A valve used in dental applications features ports located straight out of the back for ease-of-assembly in a tight space. It also incorporates a special toggle to match the customers' aesthetic requirements.

Use any combination of Clippard's electronic valves to actuate any Clippard control valve with an external supply.



In system subassemblies, manifold-mounted components are desirable for an integrator. In this design, Clippard utilizes the miniature regulator series and an air-piloted 2-way valve mounted on a manifold adjacent to our electronic valve.



For more information, visit www.clippard.com/customsolutions